

**MEET** 2014  
MULTIDISCIPLINARY EUROPEAN  
ENDOVASCULAR THERAPY

**BUILDING  
ENDOVASCULAR  
SYNERGIES**

# ADVANCED PROGRAM

## June 8-10, 2014

Radisson BLU Hotel **Nice, France**



INTERNATIONAL SOCIETY OF  
ENDOVASCULAR SPECIALISTS

**7th Annual Joint Meeting of ISES & MEET**

### MEET 2014 Course Directors

*Max Amor  
Patrice Bergeron  
Piergiorgio Cao  
Nicholas Cheshire  
Eric Ducasse  
Nicola Mangialardi*

### Scientific Committee

*Hakim Benamer  
Benjamin Faurie  
Mario Lachat  
Richard McWilliams  
René Milleret  
Claudio Rabbia  
Sonia Ronchey  
Peter Schneider  
Gunnar Tepe  
Isabelle Van Herzeele*

### Founding Directors

*Max Amor  
Patrice Bergeron*

### Honorary Directors

*Luigi Inglese  
Thomas Ischinger  
Klaus Mathias  
Dieter Raithel*

CASE REPORTS AND  
RECORDED VIDEO CASES



INTERACTIVE VOTING



FREE WEBCAST OF THE  
WHOLE CONGRESS



MEET is compliant with the Eucomed Code of Ethical Business Practice

**[www.meetcongress.com](http://www.meetcongress.com)**



Dear Friends and Colleagues,

We are looking forward to welcoming you at MEET 2014, in a few months at the Radisson Blu Hotel in Nice, back to its roots in France.

This year again, the congress will start on a Sunday afternoon to enable you to spend the week-end before on the French Riviera to enjoy an ideal climate, the sun, the sea, the blue sky and the amazing scents of the leading tourist destination in France after Paris.

To achieve our multidisciplinary educative ambition, we will favor more **videos, more clinical cases, more discussions**. Over 3 days, we will present an extensive program dedicated to endovascular techniques, focusing on Veins, Thoracic branch stent grafts complications, Abdominal malperfusion and endoleaks, new developments in CAS, Lower extremity challenges, Renal artery stenosis and denervation, BTK & CLI, Post CTO management, covered stents and new devices.

We are glad to welcome a new Course Director Eric Ducasse from Bordeaux and to announce the Congress will be webcast live and on demand, enabling all persons connected online to watch the conferences for free.

At the same time, on Sunday afternoon, nurses and technicians will have the opportunity to follow an intensive course tailored for them.

Join MEET 2014 and build endovascular synergies with our outstanding international Faculty in this renowned Mediterranean paradise!

The MEET Directors

COURSE DIRECTORS 2014

Max AMOR, Essey-les-Nancy, France  
Patrice BERGERON, Marseille, France  
Piergiorgio CAO, Rome, Italy  
Nicholas CHESHIRE, London, United Kingdom  
Eric DUCASSE, Bordeaux, France  
Nicola MANGIALARDI, Rome, Italy

SCIENTIFIC COMMITTEE 2014




Hakim BENAMER, Aubervilliers, France  
Benjamin FAURIE, Grenoble, France  
Mario LACHAT, Zurich, Switzerland  
Richard MCWILLIAMS, Liverpool, United Kingdom  
René MILLERET, Montpellier, France  
Claudio RABBIA, Torino, Italy  
Sonia RONCHEY, Rome, Italy  
Peter SCHNEIDER, Honolulu, USA  
Gunnar TEPE, Rosenheim, Germany  
Isabelle VAN HERZEELE, Gent, Belgium

FACULTY 2014

Flavio AIROLDI, Milan, Italy  
Vladimir ALEXANDRESCU, Marche-En-Famenne, Belgium  
Jean-Marc ALSAC, Paris, France  
Max AMOR, Essey-Les-Nancy, France  
Takashi AZUMA, Tokyo, Japan  
Hakim BENAMER, Aubervilliers, France  
Patrice BERGERON, Marseille, France  
Marc BOSIERS, Dendermonde, Belgium  
Jérôme BRUNET, Avignon, France  
Clifford J. BUCKLEY, Temple, USA  
Jacques BUSQUET, Saint-Cloud, France  
Sante CAMILLI, Rome, Italy  
Sylvain CHASTANET, Nice, France  
Nicholas John W. CHESHIRE, Londres, United Kingdom  
Laurent CHICHE, Paris, France  
Philippe COMMEAU, Ollioules, France  
Gioachino COPPI, Modena, Italy  
Jean-Paul DE VRIES, Nieuwegein, The Netherlands  
Koen R. DELOOSE, Dendermonde, Belgium  
Edward DIETRICH, Phoenix, USA  
Eric DUCASSE, Bordeaux, France  
Mark A FARBER, Chapel Hill, USA  
Benjamin FAURIE, Grenoble, France  
Roberto FERRARESI, Milan, Italy  
Ciro FERRER, Rome, Italy  
Massimiliano FUSARO, Munich, Germany  
Jean-Luc GERARD, Créteil, France  
Jean-Luc GILLET, Bourgoin-Jallieu, France  
Yann GOU EFFIC, Nantes, France  
Alison W. HALLIDAY, London, United Kingdom

Olivier HARTUNG, Marseille, France  
Réda HASSEN-KHODJA, Nice, France  
L. Nelson HOPKINS, Suite Buffalo, USA  
Emmanuel HOUDART, Paris, France  
Luigi INGLESE, San Donato Milanese, Italy  
Thomas ISCHINGER, Munich, Germany  
Elixène JEAN-BAPTISTE, Nice, France  
Xiongjing JIANG, Beijing, China  
Kiriaki KALLIGIANNI, Athens, Greece  
Piotr KASPRZAK, Regensburg, Germany  
Zvonimir KRAJCER, Houston, USA  
Mario L. LACHAT, Zurich, Switzerland  
Thomas LARZON, Orebro, Sweden  
Julien LEMOINE, Essey-les-Nancy, France  
Nicola MANGIALARDI, Rome, Italy  
Armando MANSILHA, Porto, Portugal  
Klaus MATHIAS, Hamburg, Germany  
Richard MCWILLIAMS, Liverpool, United Kingdom  
Claude MIALHE, Monaco  
René MILLERET, Pezenas, France  
Piero MONTORSI, Milan, Italy  
Stefan MÜLLER-HÜLSBECK, Flensburg, Germany  
Furuzan NUMAN, Istanbul, Turkey  
Fausto PASSARIELLO, Naples, Italy  
Atul PATHAK, Toulouse, France  
Michel PERRIN, Chassieu, France  
Ivo PETROV, Sofia, Bulgaria  
Paul PITTALUGA, Nice, France  
Bernard PRATE, Cannes, France  
Thomas PROEBSTLE, Mainz, Germany  
Enrique PURAS MALLAGRAY, Madrid, Spain  
Claudio RABBIA, Torino, Italy  
Zoran RANCIC, Zurich, Switzerland  
Donald B. REID, Wishaw, Scotland, United Kingdom  
Timothy RESCH, Malmö, Sweden  
Sonia RONCHEY, Rome, Italy  
Natzi SAKALIHASAN, Liège, Belgium  
Antoine SAUGUET, Toulouse, France  
Peter SCHNEIDER, Honolulu, USA  
Francesco SETACCI, Rome, Italy  
Carlo SETACCI, Siena, Italy  
Andrea STELLA, Bologna, Italy  
Gunnar TEPE, Rosenheim, Germany  
Jörg TESSAREK, Münster, Germany  
Matthew THOMPSON, London, United Kingdom  
Giovanni TORSELLO, Münster, Germany  
Ramesh Kaushal TRIPATHI, Bangalore, India  
Jos VAN DEN BERG, Lugano, Switzerland  
Isabelle VAN HERZEELE, Gent, Belgium  
Fabio VERZINI, Perugia, Italy  
David WRIGHT, London, United Kingdom

MEET 2014 MULTIDISCIPLINARY EUROPEAN ENDOVASCULAR THERAPY congress synoptic

Sunday June 8		Monday June 9		Tuesday June 10		
		08.00 	New developments in carotid stenting	08.00	BTK & CLI: How to succeed?	
		09.45	Industry sponsored symposium	10.00	Industry sponsored symposium	
		10.30	Coffee break	10.45	Coffee break	
		11.00	EVAR challenges: follow-up, endoleaks and complications	11.15	Choosing covered stents	
13.00	VENOUS SESSION 13.00 Tumescant less saphenous ablation 13.57 Preservation of saphenous trunks 14.41 New trends	13.15	Lunch break	13.00	Lunch break	
		14.15	Meet the companies	ePosters competition session	14.00	CTO management
15.30	Coffee break	15.45	Coffee break		15.45	Industry sponsored symposium
16.00 	Thoracic branch stent grafts complications  INTERNATIONAL SOCIETY OF ENDOVASCULAR SPECIALISTS	16.15	Industry sponsored symposium		16.30	Junior's program
		17.00	Renal artery stenosis and denervation			
		18.00	Honorary lecture: the pioneers		18.00	Adjournment
		18.30	End of the sessions			
19.00	End of the sessions					
		20.00	Official dinner			

Sunday June 8 Workshop for radiographers & nurses

Inscription possible dans le cadre de la Formation Continue en partenariat avec l'IFSI Croix Rouge (n° 93 75 04021 83).



MEET is compliant with the Eucomed Code of Ethical Business Practice



INTERNATIONAL SOCIETY OF ENDOVASCULAR SPECIALISTS

7<sup>th</sup> Annual Joint Meeting of ISES & MEET



FREE WEBCAST OF THE WHOLE CONGRESS

CASE REPORTS AND RECORDED VIDEO CASES



INTERACTIVE VOTING



FREE WEBCAST OF THE WHOLE CONGRESS



www.meetcongress.com



12.45 **Opening remarks**, *E. Ducasse, M. Amor, P. Bergeron*

## 13.00 VENOUS SESSION

### 13.00 Tumescant less saphenous ablation

Moderators: *J-L. Gérard, R. Milleret*

- 13.00 Lafoss: laser and foam, *J-L. Gillet*
- 13.13 Superglue, *T. Proebstle*
- 13.26 Cryo-Sclerosis revisited, *R. Milleret*
- 13.39 Standardized microfoam for saphenous vein ablation, *D. Wright*
- 13.52 Discussion

### 13.57 Preservation of saphenous trunks

Moderators: *M. Perrin, K. Kalligiani, B. Prate*

- 13.57 Office Based Chiva, *F. Passariello*
- 14.10 External Valvuloplasty, *S. Camilli*
- 14.23 ASVAL, *S. Chastanet*
- 14.36 Discussion

### 14.41 New trends

Moderators: *T. Proebstle, R. Tripathi*

- 14.41 Complications after endothermal ablation, *J-L. Gérard*
- 14.54 Does varicose vein surgery have a future? *P. Pittaluga*
- 15.07 Iliac vein's stenting in pelvic congestion syndromes, *O. Hartung*
- 15.14 Iliac vein and IVC stenting: experience with post-thrombotic obstruction causing C5/C6 leg ulceration, *R. Tripathi*
- 15.20 Discussion

15.30 **Coffee break in the exhibition hall** 

## 16.00 Thoracic branch stent grafts complications

Moderators: *M. Lachat, N. Mangialardi, D. Reid, M. Thompson*

- 16.00 Improving outcomes with advanced imaging techniques, *M. Farber*
- 16.09 How does EVAR affect the treatment and outcome of type A dissection, *P. Bergeron*
- 16.18 Hybrid repair, *P. Cao, C. Ferrer*
- 16.27 Fenestrated devices (custom and homemade), *T. Azuma*
- 16.36 Branched devices (custom and homemade), *T. Resch*
- 16.45 Chimneys and periscopes, *T. Larzon*
- 16.54 Treatment of short-term complications after TEVAR for acute B dissection, *G. Torsello*
- 17.03 Open surgery for false lumen enlargement after TEVAR for B dissection, *N. Mangialardi*
- 17.12 Hybrid repair for complicated chronic B dissection, *Z. Rancic*
- 17.21 Endovascular repair for complicated chronic B dissection, *M. Farber*
- 17.30 Ruptured TAAA, *E. Jean-Baptiste*
- 17.39 Complications management after branched/fenestrated stentgrafts, *P. Kasprzak*

- 17.48 Simulation to reduce complications in TEVAR, *I. Van Herzele*
- 17.57 Present state of the multilayered flow modulator, *E. Diethrich*
- 18.06 Discussion

### 18.11 Video session

Moderators: *E. Ducasse, S. Müller-Hülsbeck*

- 18.11 Chimney case in the arch, *M. Lachat*
- 18.19 Fenestrated case in the arch, *M. Thompson*
- 18.27 Branched case in the arch, *T. Resch*
- 18.35 Local repair in aortic dissection, *T. Larzon*
- 18.43 TEVAR of zone zero in dissection, *N. Mangialardi*
- 18.51 Discussion

19.00 **End of the sessions**

FREE WEBCAST OF THE  
WHOLE CONGRESS 

## Dimanche 8 juin 2014

## Formation continue en endovasculaire

SESSION PARAMÉDICALE

### COMITÉ SCIENTIFIQUE

**Florian ROBERT et Julien POOR,**  
*Service d'angiographie, Clinique LOUIS PASTEUR, Essey les Nancy*


- **Echographie au bloc d'angiographie**
- **Prise en charge non chirurgicale des faux anévrismes : nouvelles approches**
- **Le remplacement de valve aortique percutanés (TAVI) : rôle du manipulateur en électroradiologie et de l'infirmière**
- **Voies d'abord non conventionnelles pour les dilatations périphériques : radiales, humérales, tibiales... (installation, préparation du patient)**
- **Imagerie endovasculaire : utilisation de l'OCT**
- **Gestion de l'anticoagulation : les nouveaux anticoagulants oraux**
- **Nouveautés en radioprotection**
- **La dénervation rénale**
- **La thrombectomie mécanique : le Rotarex**



Inscription possible dans le cadre de la Formation Continue en partenariat avec l'IFSI Croix Rouge (n° 93 75 04021 83).

## 08.00 New developments in carotid stenting

Moderators: *K. Mathias, N. Hopkins*

- 08.00 Endovascular treatment of carotid artery occlusion in acute stroke, *K. Mathias*
- 08.07 Stenting of carotid dissection at the acute phase, *E. Houdart*
- 08.14 Carotid stenting in subtotal carotid stenosis, *I. Petrov*
- 08.21 OCT evaluation of micromesh carotid stent, *J. Lemoine*
- 08.28 CAS 2014 : where are we for symptomatic patients? *N. Hopkins*
- 08.35 CAS 2014 : where are we for asymptomatic patients? *A. Halliday*
- 08.42 Simultaneous bilateral carotid artery stenting vs unilateral carotid artery stenting: early and long-term results, *X. Jiang*
- 08.54 Why asymptomatic carotid stenoses should be treated, *C. Buckley*
- 09.01 Flow reversal for carotid protection in difficult cases: tips and tricks, *P. Montorsi*
- 09.08 Discussion
- 09.12 **Case reports and videos with MCQ** 
- 09.12 A new area for CAS with a novel stent, *M. Amor*
- 09.19 A safe cervical access for CAS using US guidance and closing device, *P. Bergeron*
- 09.26 Endovascular treatment of a giant extra cranial carotid artery aneurysm, *Z. Krajcer*
- 09.33 A Silk Road case, *N. Hopkins*
- 09.40 Discussion

## 09.45 Industry sponsored symposium

## 10.30 Coffee break in the exhibition hall

## 11.00 EVAR challenges: follow-up, endoleaks and complications

Moderators: *I. van Herzele, S. Ronchey, N. Cheshire, Z. Krajcer*

- 11.00 **Debate**
- 11.00 If you don't have an effective follow-up program, don't do EVAR, *M. Thompson*
- 11.07 Not every EVAR patient needs strict follow-up, *R. McWilliams*
- 11.14 Vote & discussion
- 11.20 Case presentation with interactive voting, *A. Mansilha*
- 11.27 Enlargement of the proximal neck, *P. Cao, C. Ferrer*
- 11.34 **How do I treat type I endoleaks?**
- 11.34 FEVAR, *T. Resch*
- 11.41 Endoanchors are the way forward, *J-P. De Vries*
- 11.48 Chimps, *M. Lachat*
- 11.55 Vote & discussion

- 12.02 Treatment of type II endoleak, *J. Van Den Berg*
- 12.09 Why not prevent endoleaks before they become a frustrating problem? *C. Buckley*
- 12.16 EVAS: initial experience with NELLIX, *J-M. Alsac*
- 12.23 Late results of secondary interventions for endoleaks, *F. Verzini*
- 12.27 Intentional occlusion of fenestrations and sidebranches for endoleak treatment: incidence, underlying reasons and techniques, *J. Tessarek*

- 12.34 Rescue EVAR for ruptured AAA: clinical success doesn't mean technical success, *F. Setacci*
- 12.41 Discussion

## 12.48 Infected stent-grafts

- 12.48 PET-CT in the follow-up of EVAR-treated AAA complicated by aorto-duodenal fistula, *N. Sakalihan*
- 12.55 Conservative, endovascular relining or conversion, *L. Chiche*
- 13.02 Discussion

## 13.15 Lunch break

## 14.15 Meet the companies

Moderators: *C. Setacci, C. Mialhe, R. McWilliams*

## ePosters competition session

Jury: *N. Cheshire, I. Van Herzele*

## 15.45 Coffee break in the exhibition hall

## 16.15 Industry sponsored symposium

## 17.00 Renal artery stenosis and denervation

Moderators: *H. Benamer, M. Amor, B. Faurie, X. Jiang*

- 17.00 What is the place today of renal angioplasty, *A. Sauguet*
- 17.10 Rational for the renal denervation in resistant hypertension, *A. Pathak*
- 17.20 Results and a French experience of renal denervation in resistant hypertension, *H. Benamer*
- 17.30 Anatomic datas in renal denervation, *M. Amor*
- 17.40 Simple to complex renal denervation cases, *H. Benamer*
- 17.50 Discussion

## 18.00 Honorary lecture: the pioneers in endovascular area, *E. Diethrich*

## 18.30 End of the sessions

## 20.00 Official dinner



## 08.00 BTK and CLI: how to succeed?

Moderators: *P. Schneider, A. Stella, M. Fusaro, F. Airolidi*

### 08.00 Developing concepts

- 08.00 What do we really know about pedal angiosomes? When is the collateral circulation adequate to heal the foot through indirect revascularization and how do we know when we have done enough? *V. Alexandrescu*
- 08.07 The first commandment of angioplasty for CLI: respect the "landing zone" *R. Ferraresi*
- 08.14 Pedal angioplasty: in which cases does it help and when is it too risky? *M. Fusaro*
- 08.21 Discussion

### 08.26 New tools

- 08.26 Tools and options for crossing long tibial occlusions, *J. Brunet*
- 08.33 Dedicated, self-expanding, drug eluting stent for the BTK arteries: the Stentys device and 6 month trial results, *K. Deloose*
- 08.40 Is there a place for very distal BTK stenting? What are the options for acute PTA failure? *E. Puras Malagray*
- 08.47 Bifurcated BTK stents: when and how to do it, *G. Coppi*
- 08.54 Discussion

### 09.00 Debate

- 09.00 BTK drug coated balloons will eventually solve our problem with CLI, *G. Tepe*
- 09.08 Drug coated balloons are dangerous in CLI. How about PTA or atherectomy with bailout DES when needed? *M. Bosiers*
- 09.16 Discussion

### 09.20 Next steps

- 09.20 What evidence do we have for an "endo first" approach to CLI? Is it good marketing or good science? *P. Schneider*
- 09.28 Indian experience in CLI, *R. Tripathi*
- 09.36 These are the trials that need to be done to advance CLI, *M. Bosiers*
- 09.44 Discussion

### 09.50 Panel discussion

## 10.00 Industry sponsored symposium

### 10.45 Coffee break in the exhibition hall

## 11.15 Choosing covered stents

Moderators: *L. Inglese, C. Rabbia, T. Ischinger*

- 11.15 History of covered stents for small and medium size vessels, *L. Inglese*
- 11.25 Why I prefer to use conventional stents instead of covered stents for renal artery stenosis, *C. Rabbia*
- 11.35 Covered stents vs coiling or in combination for bail out of visceral vessels aneurysms, *F. Numan*

- 11.45 Covered or semi covered stent for CAS. A glimpse into the future? *N. Hopkins*
- 11.55 Choice of covered stents for chimney, parallel or sandwich procedures, *M. Lachat*
- 12.05 Covered stents vs bare in treating CoAo or reCoAo, *Z. Krajcer*
- 12.15 SFA & POP a. restenosis: is there a role for covered stents? *P. Schneider*
- 12.25 Which type of neointima could we expect after covered stent deployment? What and how long should we anti aggregate? *K. Mathias*
- 12.35 Discussion

### 13.00 Lunch break

## 14.00 CTO management

Moderators: *E. Ducasse, M. Farber, P. Schneider, R. Hassen-Khodja*

- 14.00 Evidence for endovascular treatment for TASC C and D femoral lesions, *K. Deloose*
- 14.10 CTO long recanalization: tips and tricks for crossing and re-entry, *R. Ferraresi*
- 14.20 Retrograde accesses and possibilities for CTO recanalization, *E. Ducasse*
- 14.30 Long stenting for CTO management, *Y. Gouëffic*
- 14.40 Focal stenting for CTO management, *P. Schneider*
- 14.50 DEB for CTO management, *G. Tepe*
- 15.00 Covered stent for CTO management, *F. Verzini*
- 15.10 DES for CTO management, *P. Commeau*
- 15.20 Recanalization management for CTO with previous stent, *S. Ronchey*
- 15.30 Video case of CTO management, *A. Sauguet*
- 15.40 Discussion

### 15.45 Industry sponsored symposium

## 16.30 Junior's program

Moderators: *N. Cheshire, J. Busquet*

### 18.00 Adjournment



## Industry sponsored symposia

09.45 - 10.30 **MONDAY JUNE 9**

**Boston  
Scientific**

16.15 - 17.00 **MONDAY JUNE 9**

**Abbott  
Vascular**

10.00 - 10.45 **TUESDAY JUNE 10**

**Medtronic**

### Prime time for drug eluting balloons? Hard facts and recent outcomes

Chairmen: *M. Amor, Y. Gouëffic*

Introduction and objectives

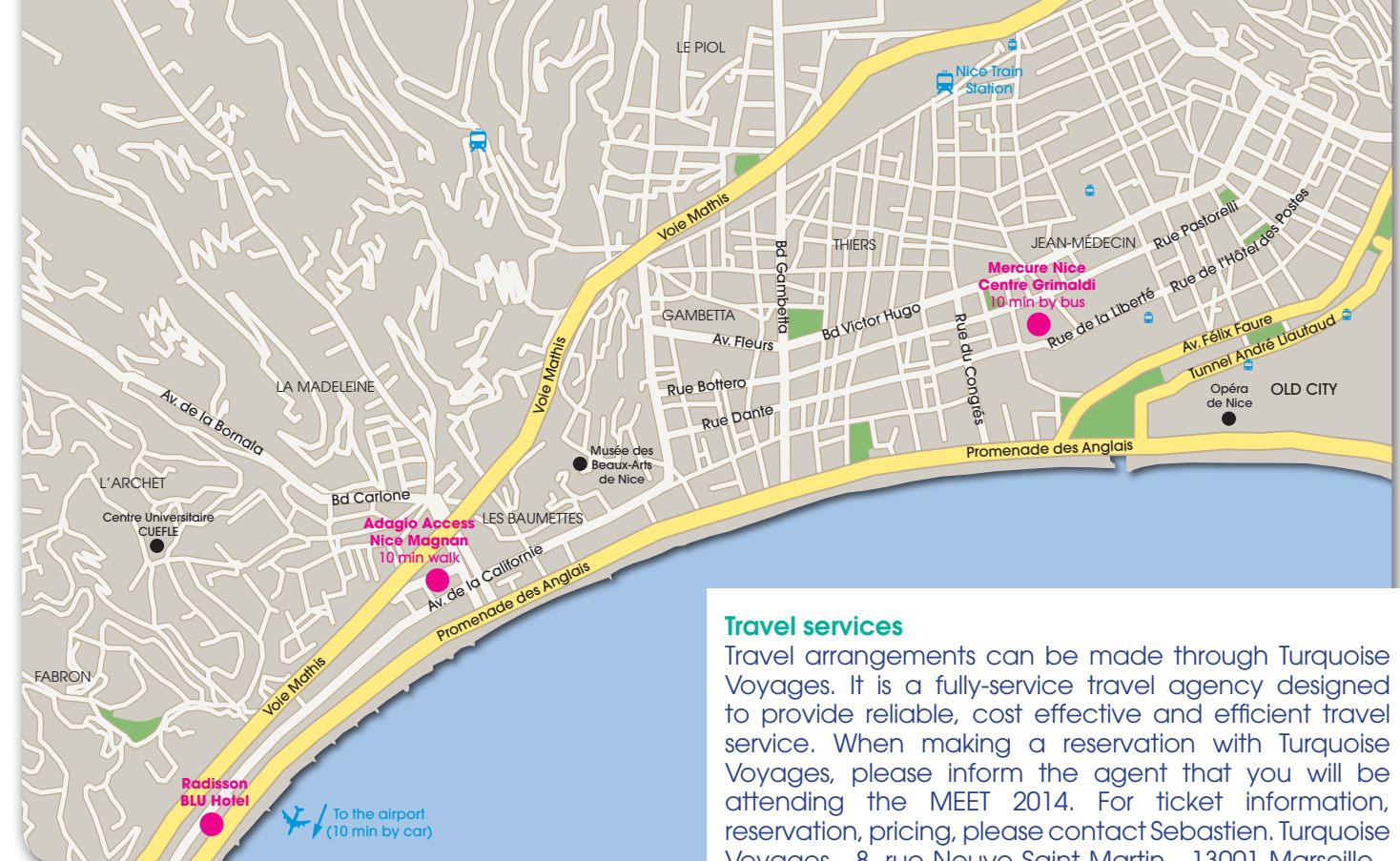
Latest Evidence about In.Pact DEB usage in fempop segment, *G. Tepe*

Role of stenting in DEB era, *M. Broadman*

Panel discussion & take home messages


15.45 - 16.30 **TUESDAY JUNE 10**

To be determined



#### Meeting venue

Radisson BLU Hotel  
223, Promenade des Anglais  
06200 Nice  
[Radissonblu.com/hotel-nice](http://Radissonblu.com/hotel-nice)



#### Official languages

The official language of the medical sessions is English. No translation will be provided. The official language of the paramedical session is French.

#### Important deadlines

- For early registration at a reduced fee . . . . . April 7
- Abstracts, videos & posters submission . . . . . March 23
- Hotel reservation . . . . . May 27
- Pre-registration . . . . . May 30

#### Target audience

We are inviting all vascular and endovascular specialists to attend the MEET Congress. The MEET 2014 program will be of benefit to all health-care professionals regardless of their level of expertise: beginners, well-trained and experts. . . . .

- **Physicians:** Angiologists and Cardio-angiologists, Vascular and Endovascular surgeons, Cardiac and Cardiovascular surgeons, Interventional cardiologists, Interventional radiologists, Conventional cardiologists, Diagnosis radiologists, Neuro-surgeons and Neuro-radiologists.
- **Other actors:** Vascular nurses, Vascular technicians, Engineers and Industry professionals.

#### Registration fees

Included in the registration fee: congress bag, final program, access to all scientific medical sessions in the auditorium, exhibition hall, welcoming coffee, coffee breaks, lunches. Day passes are available and can only be purchased onsite. The first author from each selected abstract, poster or video will benefit from the reduced fee of 385 €.

#### Travel services

Travel arrangements can be made through Turquoise Voyages. It is a fully-service travel agency designed to provide reliable, cost effective and efficient travel service. When making a reservation with Turquoise Voyages, please inform the agent that you will be attending the MEET 2014. For ticket information, reservation, pricing, please contact Sebastien. Turquoise Voyages - 8, rue Neuve Saint Martin - 13001 Marseille - France - Tel: +33 (0) 491 13 94 92 - Fax: +33 (0) 491 90 60 11 E-mail: [sebastien@turquoise-voyages.fr](mailto:sebastien@turquoise-voyages.fr)

#### Accommodation

The MEET Organization has made reservations for participants at privileged rates at hotels. To benefit from these rates please return your housing form as soon as possible, indicating the hotel of your choice and a second choice, should the first not be available. Upon reception of the accommodation form, together with a deposit of one night accommodation, a booking confirmation email will be sent to the participant. The balance has to be paid one month before arrival. The daily hotel tax and any other extra are payable directly to the hotel on departure. Any booking & changes must be communicated in writing to divine [id] before May 6. A 10% administrative fee will be charged for any cancellation. After May 6 no refund will be paid.

#### MEET official dinner

Monday June 9  
20.00 till midnight  
Radisson Blu Hotel  
Participation fee: 60 € VAT incl.  
per person (buffet dinner)  
Dress code: casual but chic



#### Event coordinators' contacts

Vérane Bergeron Moreau . . . . . + 33 (0) 621 78 87 16  
Christine Arzouyan . . . . . + 33 (0) 613 96 08 70  
Michèle Caboste . . . . . + 33 (0) 491 57 19 60

#### Registrations & information desk

Sunday June 8 . . . . . 11.00 - 18.30  
Monday June 9 . . . . . 07.30 - 19.00  
Tuesday June 10 . . . . . 07.30 - 19.00

[www.meetcongress.com](http://www.meetcongress.com)



